



Quick guide for parents (Secondary)

Login to Connect at
connect.det.wa.edu.au

Communicate easily with teachers.

Stay **informed** about school activities and events.

Securely access your child's learning assessments and feedback.

Engage in your child's learning anytime, anywhere **and on any device**.

Your school will provide you with a secure **user name** and a **password**.

Connect: Home Page

A

All your children in one place

Select your child's name to see all the Connect classes available for that child

B

Classes

Click on a class name to view the class.

C

School Space

Find the latest notices and information from your school.

D

Send Absentee Note

Notify the school of the reason for your child's absence and attach a medical certificate.

E

Next Event

Stay up to date with school and class events and deadlines.

F

Next Submission

View homework and assignments due in all your children's classes.

G

Change Password

Manage your password and notify the school if you change your email address.

The screenshot shows the Connect Home Page with the following layout and annotations:

- Top Navigation Bar:** Contains links for Classes, My Children, Class Notices, and My Connect.
- Send an absentee note from Connect:** A section with a description and a 'Learn more' button. (Annotation A points to the 'Classes' link in the navigation bar).
- Classes:** A section showing a list of classes. (Annotation B points to a class name '8 Science').
- Latest Information:** A section showing a notice titled 'Term 3 Novel Study'. (Annotation C points to the 'School Space' link in the navigation bar).
- Next Event:** A section showing an event titled 'Character Expose - Exam Preparation'. (Annotation D points to the 'Send Absentee Note' link in the navigation bar).
- Next Submission:** A section showing a message about submissions. (Annotation E points to the 'Next Event' link in the navigation bar).
- Active Classes:** A section showing the number of active classes (36819).
- Online Now:** A section showing the number of users online now (64).
- Connect Help:** A section with links to 'Parent Flyer - Primary', 'Parent Flyer - Secondary', and 'Step by Step Guide for Parents'.
- Right Sidebar:** Contains links for 'Change Password' (Annotation G), 'Terms of Use', 'My Spaces' (listing 'Australia Terrace Primary School' and 'Swan Valley Secondary College'), 'Send Absentee Note' (Annotation D), 'Next Event' (Annotation E), 'Next Submission' (Annotation F), and 'Connect Help'.

Connect: My Children

H

My Children

See information about each of your children – regardless of school.
Use the 'Quick Switch' button to change between your children.

I

Attendance

Click through each week of the term to see a detailed attendance record.

J

Classes

Click on a class name to access information about your child's class.

The screenshot displays the 'My Children' section of the Connect system. At the top, navigation tabs include 'Classes', 'My Children', 'Class Notices', and 'My Connect'. Below these, a header bar shows the child's name 'Samuel' and a 'Quick Switch' button. The main content area is divided into three panels: a left sidebar menu with 'Overview', 'Attendance', 'Reports', and 'Assessment Outlines'; a central 'User Activity' panel showing a list of actions like 'viewed the School Class 8 Science' and 'logged in'; and a right-hand panel with 'Attendance' statistics (0 authorised, 2 unauthorised), 'Classes' (8 Science, Whole School Spell Off), and 'Teachers'. A 'Term 2' dropdown is visible above the attendance table. Arrows and callouts H, I, and J point to specific features: H points to the 'My Children' tab, I points to the 'Attendance' sidebar menu item, and J points to the 'Classes' section on the right.

See each child's **classes and teachers**.

Open your child's **semester reports** to download or print.

View trends in your child's **attendance** with a week by week record.

View each of your child's **Connect classes** to see more information including notices, calendar events, learning activities and assignments.

Connect: My Children

K

Responsive Screens

On a phone or tablet the menus will move out of your way. Click the icons to open them


L

Student Reports

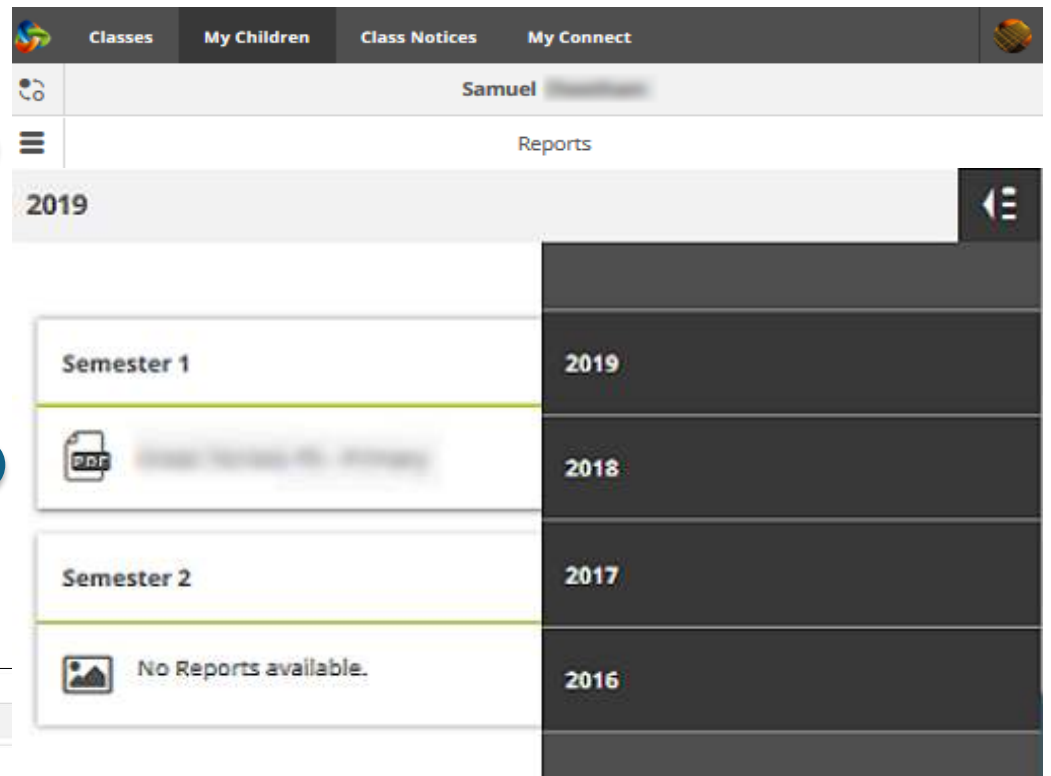
Click on a report to open or download a copy.

M

View past Reports

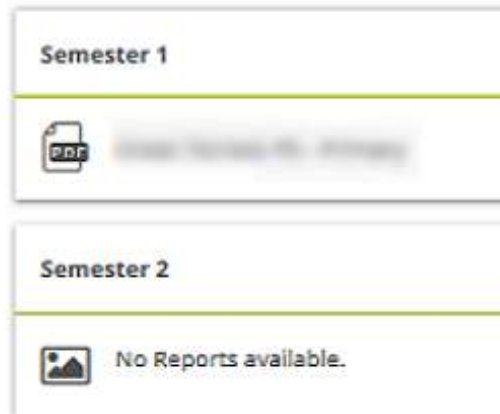
Click on the  icon and select a year to open or download a copy of past reports.

K



M

L



N

Assessment Outlines			
All			
English - Semester 1			
Cumulative Percent			
		75%	
Hide Details			
8YE Sem1			
Creating		Raw Score	Weighted Mark
Passions Project		66.5 Out of 75	35.5 Out of 40
Responding			
Novel Study		42 Out of 80	16.8 Out of 20
Creating			
Apocalyptic/ Dystopian Narrative		20 Out of 45	8.9 Out of 20

N

Assessment Outlines

Click on Assessment Outlines to view task marks and cumulative scores.